


ROTOLOK

everything under control...



ROTOLOK INDIA

1375 Jeedi Drive
Sector 28, Sri City
Sathyavendu mandal
Chittoor District
AP - 517588
India

Tel: +91 (0) 8099 454384

www.rotolok.in
sales@rotolok.in



NI-HARD WEARBACK & PIPE BENDS



INTRODUCTION

To cope with a whole list of abrasive materials including sand, cement, quarry dust, granite dust, sinter dust, slag, coal and many others which cause extra wear on pipe bends of conventional material, we provide a range of Ni-Hard castings.

Standard radius plain bends with and without replaceable wear-back plates are available. Flanged ends as standard, although special designs can be considered. Ni-Hard bends are essential for the efficient conveying of abrasive materials.

The models with replaceable wearbacks enable the part of the bend most susceptible to wear to be replaced without the need to remove the complete bend from the system. This saves on system down time and keeps the repair cost down.

INSTALLATION

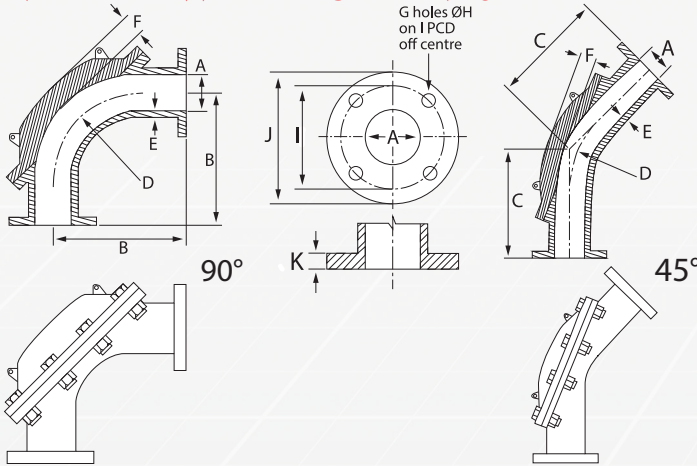
Mating flanges should always be offered up to the Ni-Hard units in a parallel and close fitting position. No undue strain should be imparted on the flanges by pulling up with bolts, as damage to the casting may result.

Due to the issues highlighted above, we recommend that the bends are installed against flat face flanges. If this is not possible, then appropriate spacers / gaskets should be used.

3mm / 1/8" Full Face Rubber gaskets should be used between flanges (flat face).

Maximum torque for bolt tightening should be 67.8 Nm or 50 lb/ft.

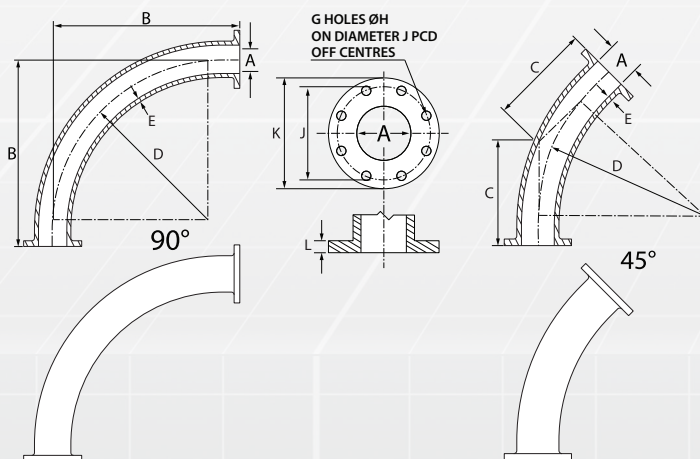
NI - HARD WEARBACK BENDS



All measurements are in millimetres.

PIPE I.D.	90°	45°	RADIUS	WALL	WEARBACK	FLANGE DIMENSIONS (ASA 150)					WEIGHT (KG)
A	B	C	D	E	F	G	H	I	J	K	
50	203	203	127	13	40	4	19	121	152	22	24
76	320	279	250	16	51	4	19	152	191	20	50
102	311	318	210	16	32	8	19	191	229	20	63
125	350	287	250	18	51	8	22	216	260	25	80
150	300	432	300	18	51	8	22	241	285	22	110
200	508	559	406	19	102	8	22	299	343	29	245

NI - HARD PLAIN BENDS



All measurements are in millimetres.

PIPE I.D.	90°	45°	RADIUS	WALL	FLANGE DIMENSIONS (ASA 150)					WEIGHT (KG)	
A	B	C	D	E	G	H	I	J	K	90°	45°
50	381	203	305	13	4	19	121	152	22	16	11
75	533	254	457	16	4	19	152	191	20	39	26
100	686	330	610	16	8	19	191	229	20	58	41
125	838	381	792	18	8	22	216	260	25	99	54
150	991	457	914	18	8	22	241	285	22	135	84
200	1295	584	1219	19	8	22	299	343	29	234	138
250	1600	711	1524	20	12	25	362	406	25	342	183