

ROTOLOK

everything under control...



FABRICATED SLIDE VALVES

ROTOLOK UK

1 Millennium Place
Tiverton Business Park
Tiverton
Devon
EX16 6SB
United Kingdom

Tel: +44 (0) 1884 232232
Fax: +44 (0) 1884 232200

www.rotolok.co.uk
sales@rotolok.co.uk



INTRODUCTION

The Rotolok industrial range of slide valves are simply, but robustly, designed to handle powders, pellets and granules over a wide field of applications. They may be operated manually, or by pneumatic means or electric motors, and offer reliable, continuous service with the minimum of attention and maintenance.

The standard range covers most needs, but the basic designs are capable of fabrication to any specified sizes and construction. Wide standard range of manual, motorised, pneumatic versions, suitable for all usual powder handling applications.

With our standard sizes ranging between 150mm and 420mm, we are able to fabricate slide valves to suit your application. We can also fabricate special sizes if requested.

SPECIFICATION

BODY

Mild or Stainless Steel from 3mm plate

SLIDE PLATES

Mild or Stainless Steel

HAND WHEEL AND CHAIN WHEEL

Rack and Pinion

SOLENOID VALVES

Five port two way single solenoid spring return

LIMIT SWITCHES

Micro Switches to IP55

MOTORS

1/8 hp TEFC Motor with torque limiter to prevent overload

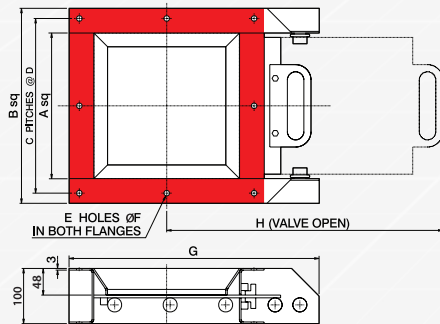
ROLLERS

Flanged MS oilite bushes or Nylon

STANDARD FEATURES

- No jamming. All slide plates run on flanged rollers.
- Minimal leakage. All valves (except enclosed valves) fitted with packing gland type seals.
- Streamlined design means unrestricted material flow.
- Available in a variety of styles to suit the application with options of manual, pneumatic or motorised operation.

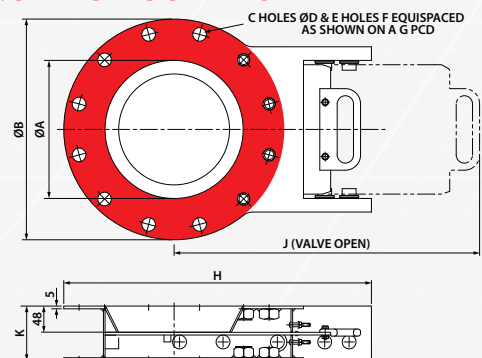
MANUAL SQUARE SLIDE



All dimensions are in millimetres

SIZE	A	B	C	D	E	F	G	H
150	150	240	2	100	8	10	348	330
165	165	255	2	108	8	10	363	353
200	206	293	2	125	8	10	400	405
215	215	305	2	133	8	10	413	428
250	254	344	2	149	8	12	440	488
265	265	355	2	159	8	10	455	503
300	300	390	4	87	16	12	485	595
320	320	410	4	92	16	12	518	585
350	350	440	4	100	16	12	535	630
370	370	460	4	105	16	12	568	660
400	400	490	4	113	16	12	600	706
420	420	510	3	156	12	18	617	742

MANUAL CIRCULAR SLIDE



All dimensions are in millimetres

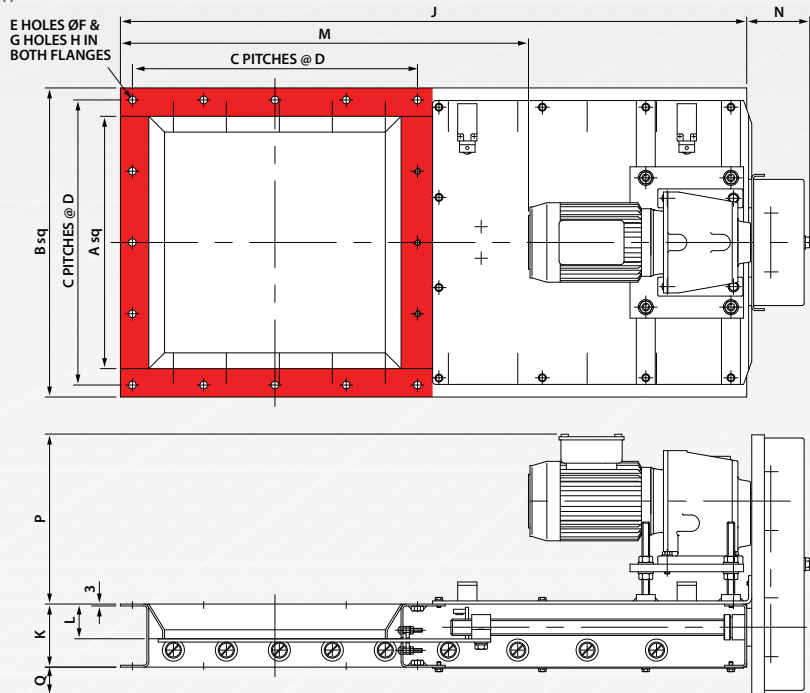
SIZE	A	B	C	D	E	F	G	H	J	K
125	127	240	6	19	2	M16	190	410	268	100
150	152	280	6	22	2	M20	241	440	399	100
200	203	343	6	22	2	M20	298	481.5	468	100
250	254	406	8	25	4	M20	362	566	562	100
300	305	483	8	25	4	M20	432	668.5	727	125
350	356	533	8	28	4	M24	476	746.5	831	125
400	406	597	10	28	6	M24	540	836.5	939	125

Dimensions are approximate and subject to change without notice
 Planning-in detail for general guidance only
 (To cover safety aspects ask for our safety leaflets)
 Drillings are Rotolok standards. Variations can be made.



MOTORISED LEADSCREW SQUARE SLIDE

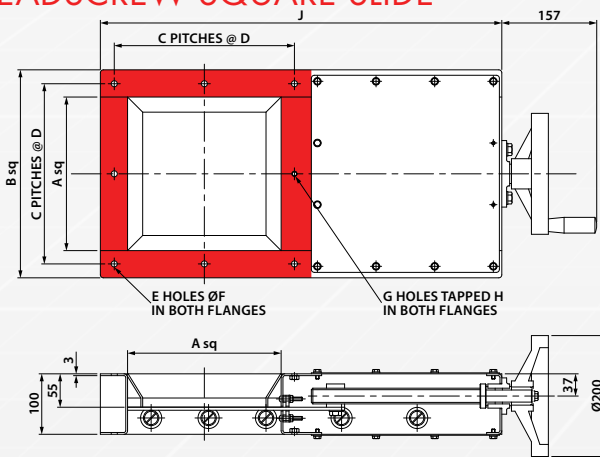
Essentially the same design and construction as the lead screw valve, but operated by an electric geared motor.



All dimensions are in millimetres

SIZE	A	B	C	D	E	F	G	H	J	K	L	M	N	P	Q
400	400	490	4	113	13	12	3	M10	993	100	55	595	100	290	42

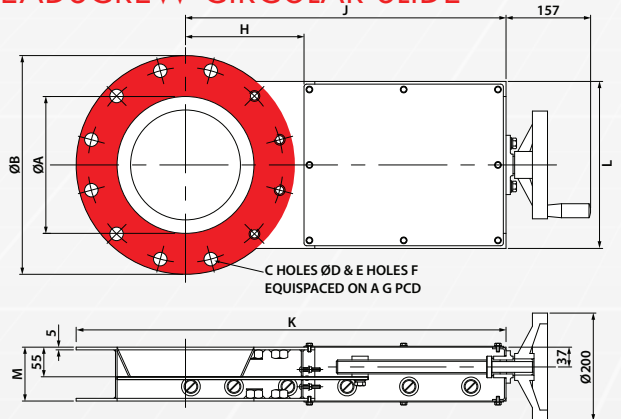
LEADSCREW SQUARE SLIDE



All dimensions are in millimetres

SIZE	A	B	C	D	E	F	G	H	J
150	152	242	2	100	7	10	1	M8	464
165	165	255	2	108	7	10	1	M8	490
200	203	293	2	125	7	10	1	M8	578
250	254	344	2	149	7	10	1	M8	664
265	265	355	2	159	7	10	1	M8	688
300	300	390	4	86	13	12	3	M10	760
320	320	410	4	92	13	12	3	M10	800
350	356	470	3	140	10	12	2	M10	892
400	400	490	4	113	13	12	3	M10	951
420	420	510	4	118	13	12	2	M10	1005

LEADSCREW CIRCULAR SLIDE



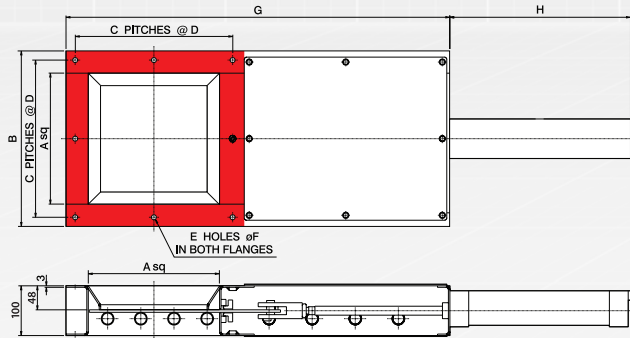
All dimensions are in millimetres

SIZE	A	B	C	D	E	F	G	H	J	K	L	M
150	152	285	6	22	2	M20	241	156	397	538.5	222	100
200	203	343	6	22	2	M20	298	180.5	507	667	253	100
250	254	406	8	25	4	M20	362	220	595	798	310	100
300	305	483	8	25	4	M20	432	275	705	945.5	355	125
350	356	533	8	28	4	M24	476	325	799	1065.5	410	125
400	406	597	10	28	6	M24	540	367	868	1166.5	456	125

Dimensions are approximate and subject to change without notice
 Planning-in detail for general guidance only
 (To cover safety aspects ask for our safety leaflets)
 Drillings are Rotolok standards. Variations can be made.



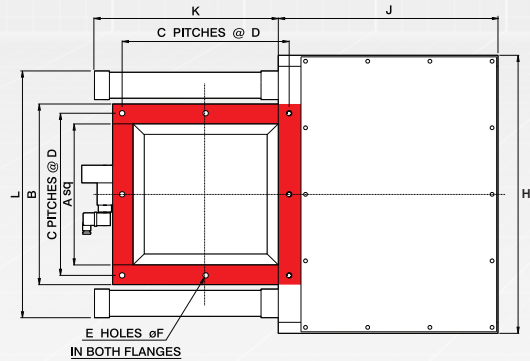
SINGLE PNEUMATIC SQUARE SLIDE



All dimensions are in millimetres

SIZE	A	B	C	D	E	F	G	H
150	152	242	2	100	8	10	530	240
165	165	255	2	108	8	10	543	240
200	203	293	2	125	8	10	610	265
215	215	305	2	133	8	10	668	315
250	254	344	2	149	8	10	707	315
265	265	355	2	159	8	10	775	365
300	300	390	4	86	16	12	802	380
320	320	410	4	92	16	12	873	430
350	350	440	4	100	16	12	897	450
370	370	460	4	105	16	12	931	450
400	400	490	4	113	16	12	997	480
420	420	510	4	118	16	12	1072	530

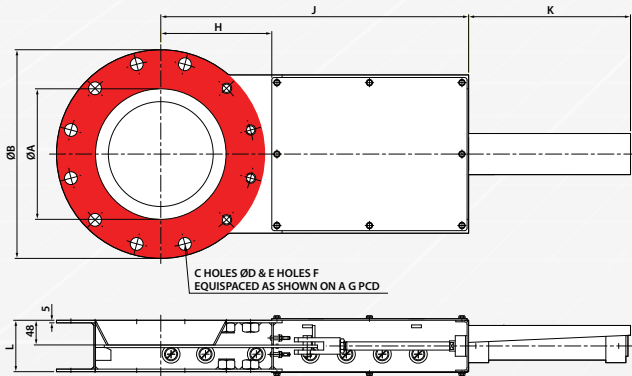
DOUBLE PNEUMATIC SQUARE SLIDE



All dimensions are in millimetres

SIZE	A	B	C	D	E	F	H	J	K	L
150	150	240	2	100	8	10	460	310	235	390
165	165	255	2	108	8	10	461	305	235	405
200	203	293	2	125	8	10	525	335	260	450
215	215	305	2	133	8	10	516	382	310	440
250	254	344	2	149	8	10	570	382	310	494
265	265	355	2	159	8	10	570	435	340	495
300	300	390	4	87	16	12	611	432	360	540
320	320	410	4	92	16	12	631	484	410	560
350	350	440	4	100	16	12	667	504	430	596
370	370	460	4	105	16	12	686	502	430	610
400	400	490	4	113	16	12	721	532	460	640
420	420	510	4	118	16	12	735	582	510	660

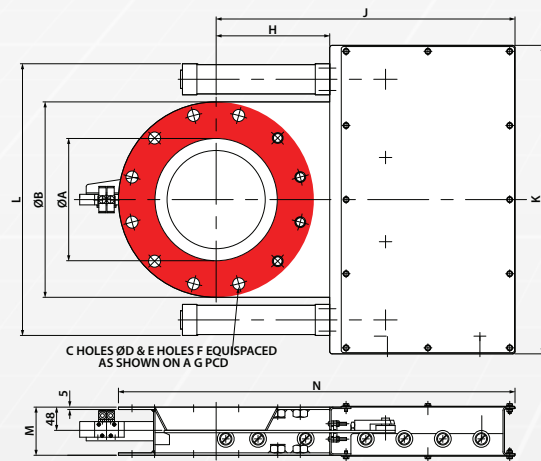
SINGLE PNEUMATIC CIRCULAR SLIDE



All dimensions are in millimetres

SIZE	A	B	C	D	E	F	G	H	J	K	L
100	102	229	6	19	2	M16	190	120	343	195	100
150	152	285	6	22	2	M20	241	156	457	240	100
200	203	343	6	22	2	M20	298	180	505	265	100
250	254	406	8	25	4	M20	362	216	599	315	100
300	305	483	8	25	4	M20	432	280	700	380	125
350	356	533	8	28	4	M24	476	325	830	450	125
400	406	597	10	28	6	M24	540	359	905	485	125

DOUBLE PNEUMATIC CIRCULAR SLIDE



All dimensions are in millimetres

SIZE	A	B	C	D	E	F	G	H	J	K	L	M	N
150	150	279	6	22	2	M20	241	155	470	510	435	100	610
200	203	343	6	22	2	M20	298	176.5	510.5	569	493	100	682
250	254	406	8	25	4	M20	362	236	621	641	564.5	100	824
300	305	483	8	25	4	M20	432	272	704	709	633	125	945.5

Dimensions are approximate and subject to change without notice
 Planning-in detail for general guidance only
 (To cover safety aspects ask for our safety leaflets)
 Drillings are Rotolok standards. Variations can be made.

